


# PlanIt



The app that organizes your tasks!

By: Ashna Khetan

# Mission


— — —  
As a high-schooler, I've noticed that the biggest struggle for me and my peers is managing all of our activities with homework and sleep.

Through my own journey, I've found that organizational tools such as planners and timers are very beneficial in helping me manage my time.

So, to share my advice with fellow high-schoolers, I decided to make a smartphone application that helps you keep track of your tasks and progress wherever you go!

***Our Planet: Solving Today's Problems to  
Open a World of Possibilities for Tomorrow.***

I have coded the app in **React Native**, a framework for building apps that will look native to both iOS on Apple devices and Android on others! The process was really fun and I hope the app is helpful for others:)



# Let's Dive Into Its Components!

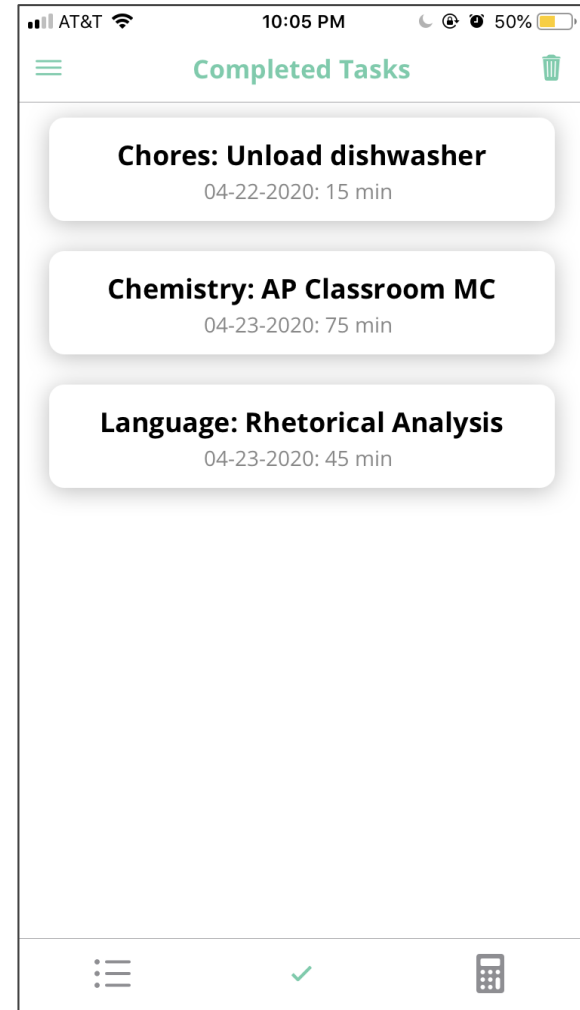
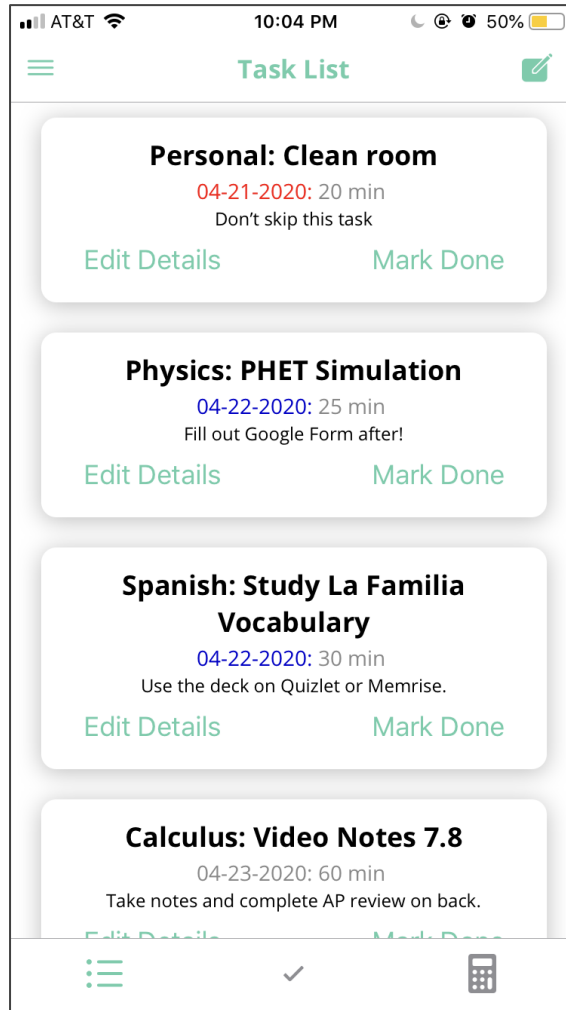


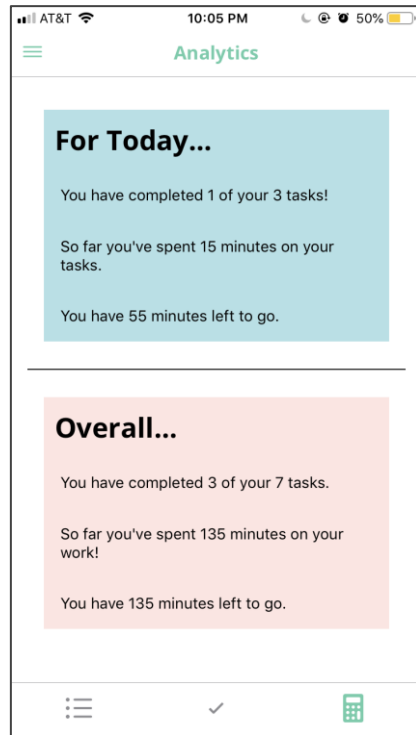
# Task Screens!

The app features a “Task List” screen, where you can view all the tasks you still have to complete.

- Red: past due
- Blue: do it today!

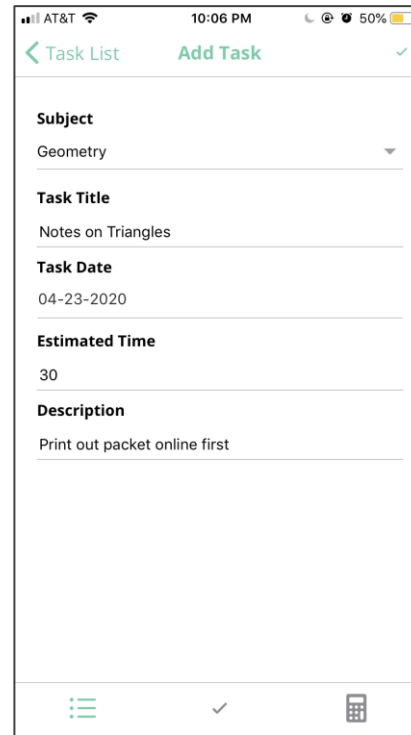
It also contains a “Completed Tasks” screen, where you can see/delete all of the tasks you have already completed.





## Analytics

On the Analytics screen, you can get a summary of how much progress you have made. I hope to expand this section to include advanced analytics into behavior in later versions!



## Edit/Add Task

When you add/edit a task, you can input details for each of the above fields, including the date it's due, how much time it should take, etc.

# Link For Android Users!

To access the app, if you have an Android device, first install the **Expo Client** application on your device. Then create a quick account!


Then, you can visit:

<https://expo.io/@akhetan/plan-it>

Or simply scan this barcode with your phone camera!



# For **IOS** Users!



Unfortunately, Expo Client no longer supports the IOS side of things...

BUT I expect this app to be on the **App Store** sometime next week, so all device-users can download it! Just search up **PlanIt App** and scroll down until ~~---~~ you see this icon!